

# Coming Spring 2023

**EquityPartners**  
we provide Office Space

Discovery Two - 57,400 SF Class "A" Office



## PROPERTY HIGHLIGHTS:

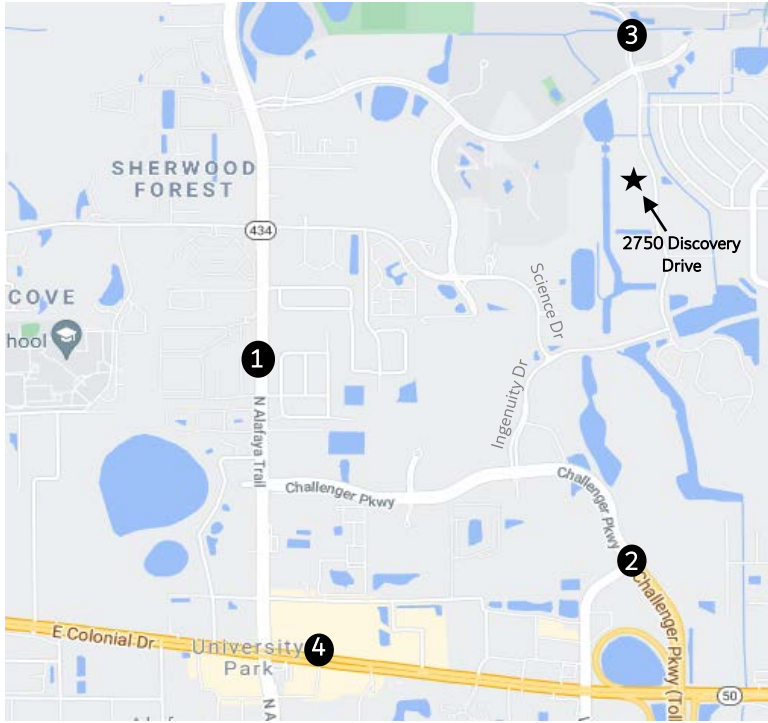
- Discovery Two– New Class “A,” Single-Story Office Building
- 2750 Discovery Drive – 57,400 Square Feet
- 4.3 Per 1000 Parking with Truck Access and Optional Roll-Up Doors
- Versatile Office Space Ideal for Collaboration with Dramatic High Ceilings
- Open Floorplates with up to 45 feet Column Spacing
- Within Central Florida Research Park and Adjacent to UCF
- Direct Access to SR 408 and SR 417
- Central Florida Research Park Amenities: Access to UCF Gym/Libraries
- Close Proximity to Retail, Restaurants, and Hotels

For additional information, please contact:

O: 407.660.4949

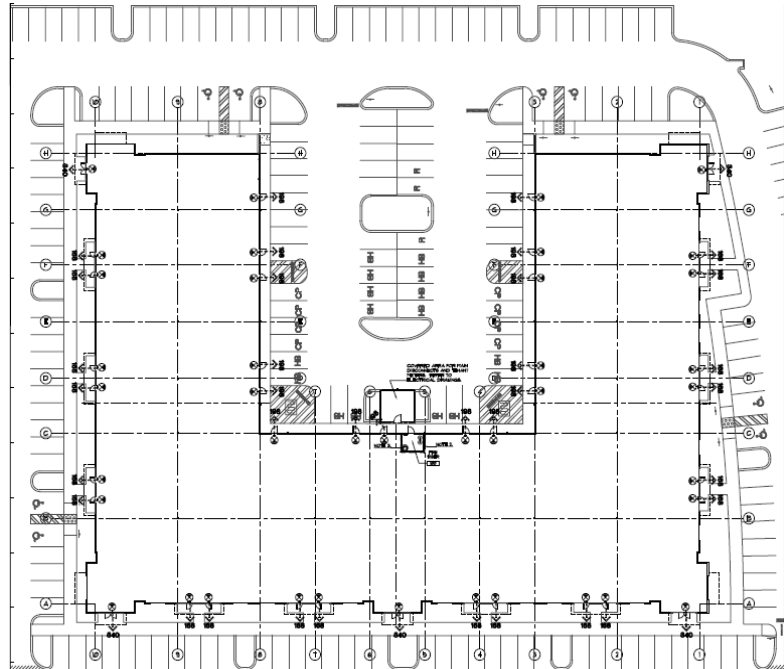
[Leasing@equitypartners.net](mailto:Leasing@equitypartners.net)

Faith Pamplin  
Gabriela Ferreira  
Mike Fess  
Kristen Fess  
Michael G. Fess



1. Alafaya Trail (< 1 mile) Access to restaurants, hotels, and amenities
2. SR 408 (< 1 mile) Direct access to CFRP
3. University of Central Florida (< 1 mile) Second largest university in the nation
4. Colonial Drive (1 mile) Orlando's primary east-west thoroughfare

2750 Discovery Drive is the sister building to Discovery Tech Center II (Building Colors TBD)



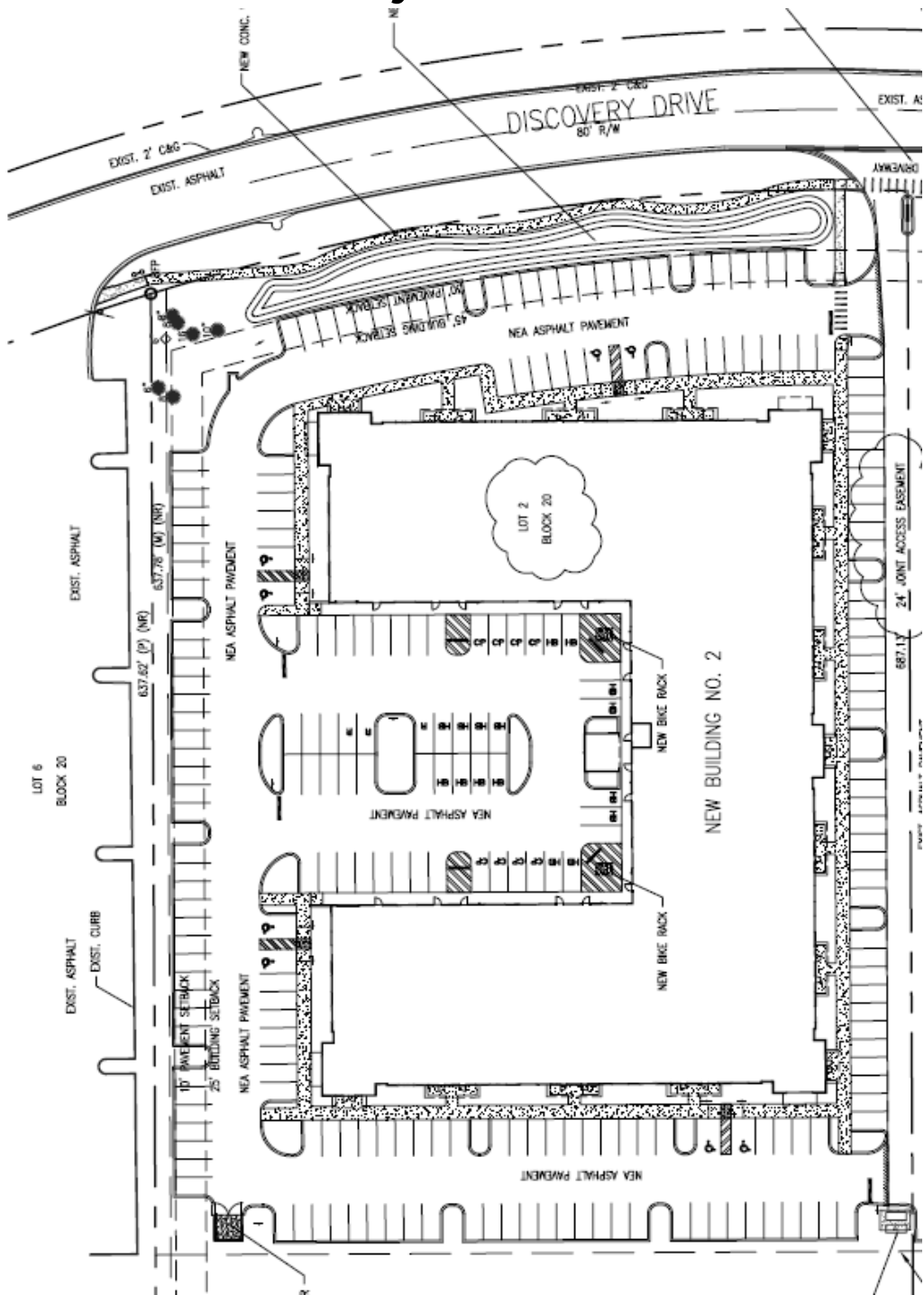
For additional information, please contact:

O: 407.660.4949

Leasing@equitypartners.net

Faith Pamplin  
Gabriela Ferreira  
Mike Fess  
Kristen Fess  
Michael G. Fess

# Discovery Two Site Plan



For additional information, please contact:

O: 407.660.4949

[Leasing@equitypartners.net](mailto:Leasing@equitypartners.net)

Faith Pamplin  
Gabriela Ferreira  
Mike Fess  
Kristen Fess  
Michael G. Fess